



Edendale News

Thursday 27 September 2018

Next Issue: 25 October 2018

THE EDENDALE EXPERIENCE: MAKING CONNECTIONS BETWEEN THINKING, LEARNING AND CREATING

Kia ora, kia orana, namaste, talofa lava, malo e lelei, ni hao ma, fakaalofa lahi atu, asalam alikum, bonjour, greetings, hello everyone

"The Edendale Experience: Making connections between thinking, learning and creating"

Firstly a huge thank you to you all for the Edendale welcome I have experienced over the past ten weeks. Thanks also go to the support of our amazing Board of Trustees and the ever hard working Friends of Edendale [PTA]. It's been a busy term getting to know the staff, children and you the community while maintaining the high standards we aspire to so our children can make connections between thinking, learning and creating. You may have seen me before or after school, at one on one meetings or at the "Quiz" night. It's been challenging maintaining visibility in such a large school. To this end I invite you to "Meet Jonathan mornings" on Thursday 25 October or Thursday 8 November both in the staffroom from 8:30am-9:30am.

We see one teacher leave us this Friday and thank Petra McDermott for all the mahi she has done. We also say goodbye to Sarah Carlsen and Catherine Brunt who will not be returning in a full time capacity after their maternity leave. Ruth Grbic will also not be returning in 2019. We welcome Vivienne Gardiner and Michelle Burgess to the Aroha Team in a job share position where they will start our new New Entrant class for Term 4. Please make them feel as welcome as you have made me.

Have a restful and enjoyable October break and we will see you all again on Monday 15 October.

Treasure Hunt of Learning:

Wednesday 28 November from 9:00am - 11:20am

Kia ora parents, whānau, aiga and caregivers

On Wednesday 28 November from 9:00am to 11:20am our school will be hosting the first of our termly Treasure Hunt of Learning - Whānau Open Mornings.

One of the purposes of learning events such as these is to build upon parent engagement to enhance our school values, vision and culture. Also to build upon your child's success as a learner.

If you are new to our school we would like to provide the opportunity for you to participate in what the school day 'looks like' for your child/ren.

What will the Treasure Hunt of Learning - Whānau Open Morning look like?

You are welcome anytime from 9:00am to 10:45am in the classrooms and to join your child for playtime from 10:45am to 11:20am.

Your child will look forward to celebrating aspects of their learning with you. This could be related to a reflection on their inquiry, a piece of writing or a piece of artwork. Please ask your child questions about their learning and school life. This can be a continuing conversation at home.

During this time you are welcome to ask your child's teacher questions related to this learning. You may also be asked to read with or to a small group of children.

We look forward to your participation. Please come along and join us.

Whole School Assembly:

From next term whole school assemblies will run fortnightly on a Friday starting on Friday 19 October [week one] from 9:10am - 9:40am. This move has been made as the weather starts to heat up and the temperature in the hall gets stifling in the afternoon.

Ngā mihi nui

Jonathan Ramsay

Principal/Tumuaki

2019 Enrolment

Do you have a child turning 5 in the next year? Please stop by the office to pick up the enrolment papers and find out the documentation required for your child. See the back page for information about out of zone enrolments for 2019.

School Information

ICAS Awards

Well done to the students who took part in the ICAS Spelling and Writing exams. A special congratulations to the students who received a Merit, Credit, Distinction or High Distinction award.

Spelling

Distinction: R.2: Gabe; R.6: Simone; R.9: Elizabeth; R.11: Ameera and R.14a: Isla N, Lachlan

Writing

Distinction: R.6: Simone, Shania; R.7: Lucy; R.9: Elizabeth and R.14a: Lachlan **High Distinction:** R.14a: Isla N



Interweaving influences from the Auckland Art Gallery interactive Cardboard City Project, and our Geometry Inquiry, the children in Room 10 added some creative, design, architect and engineering skills and we constructed our own version (pictured left). Here are some of our class challenges and highlights:


Rozalinde - The windows were very tough to cut and my hand got a hardcore workout. One of my personal favourites in the gymnasium is the foam pit, constructed from coloured paper, for you to land in when you dismount from the vault. It was tricky to build because the cardboard had to be bent, glued and attached. Chika and I are very proud of what we accomplished.

Gabriella - My idea backfired from being an Amusement Park to an Aquarium. It was fun and frustrating and a bit confusing. I overcame lots of problems and found solutions. I have a submarine ride that goes underwater so people can go on a Marine Life Adventure. On my table, everyone was working like a machine, cutting, taping and gluing. We all put loads of effort into our creations and our cardboard city looks amazing.

Shriyan - We encountered several difficulties building our dangerous dungeon: the cardboard was very hard to cut, the hot glue dried very quickly and we were racing against the clock for time.



Chika and Sreemukhi designing and cutting



Ben's bike shop

Luka - The windows were very difficult to cut because firstly, we had to stab a hole in the middle of the cardboard and then widen it to cut a rectangular hole.

Aryan - I based my *Black Pepper* restaurant on my dad's original restaurant in Onehunga. Next time, I would like to make improvements to my counter, which was a challenge because the cardboard was hard to bend and glue into place. The pressure to complete the building in time felt like a meteor hurtling through space, but it was still fun and good for architects.

Genesis - I made a McDonald's because I was feeling hungry at the time of the building, so I made a drive through with a menu. Inside there is a serving counter with an eating area and I built some mini furniture to fit inside the building. It was really successful and I decorated the outside.

William - Adrian and I built the world's most delightful Papa Donuts shop out of a shoe-box. Our biggest challenge was colouring and drawing tiles on the floor, as we soon realised that the only permanent marker wasn't going to make it to the end! I cut the flip-flap in the counter a bit short but it still worked out well to our astonishment.

Hafsa - I made the blue office. It was hard to glue it all together because sometimes it will dry before you even pick it up. It didn't turn out how I pictured it in my brain. Next time I would put more detail on the outside than on the inside.

Jack - I cut my finger, so I made a bandage shop and then added a hot dog stand from a cuboid shape and glued on two squares to hold it in place against the outside wall.

Boston - I really liked making the castle with the towers.

Sumedha - We got the idea of making a combined dance academy as we all have a passion for dance, including Hip-Hop, Contemporary and Jazz. We designed each building separately and it was difficult gluing the different shapes and sizes all together.

Fraser - Luka and I made a tourist attraction with ancient statues, ancient books and a gift shop, based on a triangular prism design.



Teamwork—Amelia and Felicity positioning and gluing



Olive's Wizard Bank

School Information • Notices

The Orchard Road - William Room 10

The wind kept pulling harder, rain roared and splattered fiercely on his umbrella as the little apartments grew into sight, "Just a few more blocks," he mumbled silently. Later he reached his apartment, it was already nine o'clock. He gobbled up his water-cress salad, got changed, cleaned himself and ambled to bed...

The overcast sky imprisoned him as he woke up. The ground outside was still damp and cold, but luckily not raining, though it was still a bit drizzly. He swung off the motorway onto a long, straight road, sealed and fenced on both sides. In front of that, black hills pushed up towards the sky, blotting out the starlight.



Specialist Programme update

Check out the next few pages to find out what our tamariki have been doing in Art with Kus, Garden to Table with Anna and Jodie and Music with Mrs Felix

News from the Friends of Edendale (Our PTA)

Our **next meeting** of the year is on **18 October**. If you would like to join us, email us on pta@edendale.school.nz or just show up to the meeting. The meeting starts at **7:00pm** and is held in the meeting room (off the office foyer). Our meetings are held on the third Thursday of each month.

We would love to have you come along to a meeting, as we're looking to grow in numbers with a few of our members leaving at the end of the year as their children leave Edendale.

Edendale Caps & Bucket Hats

Friends of Edendale will begin selling Edendale caps and hats before and after school today and tomorrow. As hats are compulsory for outside play in Term 4, why not support the school by purchasing an Edendale branded hat!

\$15 for either cap or bucket hat. **One size fits all**. The bucket hat has an adjustable toggle, and the cap a velcro strap for a snug fit!

Payment options:

In person before and after school in courtyard outside hall. Thursday 27 and Friday 28 September- Cash only

Order by email and make payment into bank account - cap or hat will be delivered to the students classroom each Friday.

1. Friends of Edendale bank account 03-0104-0288432-00 include your child's name and class number in the payment reference details.
2. Send an email to pta@edendale.school.nz detailing your child's name, classroom number and whether you would like a cap or bucket hat.

The hats will also be available next term, beginning the first day back on Monday 15 October. If you order a hat by email over the term break, we will ensure it is delivered to your child on the first day back at school.

Cards & Calendars – Term 3

A big thank you to all those who purchased artwork in the Cards & Calendars Fundraiser. We raised over \$2100! A big thank you to Julie, Lizzie, Chriss and Karen for coordinating the teachers and artwork. Delivery of these will be made in Term 4. We will keep you posted on the arrival time.

Entertainment Book 2018/2019

We are once again delighted to offer all our supporters, families and friends the chance to help us fundraise through purchasing an Entertainment Membership. To find out more about these go to <https://www.entertainmentbook.co.nz/>. We've already had some books sold, so make sure you visit the website to find out more about this great promotion, with Friends of Edendale getting a percentage of each book sold.

This year all orders will be done online, so head to <http://www.entbook.co.nz/991b27> for the link to the Edendale Primary School order page. Not only does the Entertainment Book provide for a worthy cause for our school, the 2018 Membership contains hundreds of 25-50% off or 2-for-1 offers from some of Auckland's best restaurants, cafes, attractions and events.



Friends of Edendale



School Information • Notices

Art Update

Rapu Team have been looking closely at well-known people from the past and present. The students have used their developing research skills to look more closely at the biographies of these people. Linking in with this inquiry, students have been hands-on creating, inventing, designing, building, crafting and tinkering on their Biorama's (diorama about someone's biography). Their Biorama represents a scene using three dimensional figures in miniature depicting clues about a well-known person. When collated together, these biorama's will create a *Who Am I?* display for all to enjoy. We look forward to sharing the end result in the near future.



School Information • Notices

Garden to Table Update

It has been an exciting term at Garden to Table, with our oldest and youngest students participating in our sessions.

Aroha Team has had a good introduction to the Garden To Table programme - in the kitchen they made Apricot and Coconut Balls, and Mini Apple Pies, and in the garden they used their senses to explore the garden and learnt to grow and care for a seed.

For some Tuakana students it was sadly their last term at Garden to Table as they head off to Intermediate next year. We hope they have really enjoyed the experiences they have had at GTT over the years at Edendale, and have learned some valuable life skills they can take forward with them. The highlight in the kitchen for Tuakana had to be the MasterChef challenge we had in the final few weeks of the term. We saw great team work, skills and had lots of fun as they worked together to independently cook a menu without any help from the adults.


Garden to Table Cookbook - Presale Alert

This term we have been working on producing an Edendale Garden to Table cookbook as a fundraiser for our programme. It features 40 of the amazing recipes we have cooked at GTT as well as lots of gorgeous photos of our students. They are a great price - \$20 per copy. They would make amazing Christmas gifts, and could be used by both adults and children.

At this stage we are likely to be selling it by preorder only at a cost of \$20 per copy, with copies hopefully being available by the end of October.

Preorders are available to purchase now. You can order online via Kindo on the school website, or through the office (cash, eftpos or credit card).

Here is a sneak peak of what's inside!



ORZO PASTA WITH SILVERBEET & PARMESAN

Ingredients

- 18 tablespoons butter
- 4 cloves garlic
- 450gm spinach or silver beet
- 2 cup uncooked orzo pasta
- 400 ml water
- 4 teaspoons vegetable stock powder
- ½ cup grated parmesan cheese
- Salt and pepper to taste

What We Do

1. Finely chop the garlic
2. Wash spinach/silver beet leaves, and shake dry. Remove centre stem. Roll spinach/silver beet up and roughly chop/shred.
3. Melt 4 tablespoons of the butter in a large frying pan over medium heat and add the chopped garlic. Sauté for about 30 seconds until the garlic is fragrant. Add the chopped spinach or silver beet and a pinch of salt. Sauté until the spinach/silver beet is wilted, this should take a couple of minutes. Remove the spinach/silver beet from the frying pan to a plate and reserve until ready to mix with the orzo.
4. Increase the heat to mid-high and melt the remaining 4 tablespoons butter in the skillet. Add the orzo pasta and stir until lightly browned. Add water and vegetable stick and bring to a boil. Cover. Reduce heat and simmer for about 15 minutes until the orzo is tender and the liquid is mostly absorbed.
5. When the orzo is done add the spinach/silver beet and parmesan cheese and mix well. Give it a taste and adjust the seasonings as needed. The parmesan will add some saltiness to the dish, so be sure to give it a taste to ensure you don't add too much salt!

Here is a recipe that we cooked for our MasterChef challenge - it was a hit with all!

School Information • Notices

Music Update


Hi, I am Vanessa Felix, Music Teacher at Edendale Primary School. I have taught English, Science and Music at high schools previously, and currently teaching music, with one day a week teaching my lovely Room 24 students with Mrs Fleur Tuck.

I love teaching the students here at Edendale. We have so much fun in the short time that we spend together during the term. My teaching philosophy is Kodály and Orff based pedagogy where every child is given the opportunity to learn music, regardless of whether or not they are receiving formal music lessons. At Edendale, our children can sing, dance, play melodic and non melodic percussion instruments, choreograph dances, sing solos and duets. We encourage our students to perform to large audiences. We have been trialling **station rotations** and **exit cards** for the past two terms and the students are buzzing. We hope you enjoy following our music adventures.

[Click here](#) to learn more about the Kodály philosophy



Examples of students using exit card strategies when they want to explore learning in groups, or on their own. Students have to demonstrate success criteria to qualify for work in these groups.



Students working towards becoming inter-dependant learners, and learning to collaborate in groups. Here they are identifying note names on a music staff



Composing pentatonic melodies. Using five notes we can compose melodies that always sound good.



Finding middle C on a keyboard. Beginning composers in action!

Leading a group and learning new rhythms. Role of the student as teacher





OUT OF ZONE ENROLMENTS

The Edendale Primary School Board invites applications from parents who wish to enrol their child at Edendale Primary School for next year.

Enrolment at the school is governed by an enrolment scheme, details of which are available from the school office.

The board has determined that one place is likely to be available for out of zone students next year.

Applications are to be made in writing, addressed to the Principal at Edendale Primary School.

The deadline for applications is by 3:00pm Wednesday, 17 October 2018.

If the number of out-of-zone applications exceeds the number of places available, students will be selected by ballot. If a ballot is required it will be held on **Wednesday, 24 October 2018**. Parents will be informed of the outcome of the ballot within three days of the ballot being held.

Jonathan Ramsay
Principal/Tumuaki

For information or to make a booking for Before Care, After Care or the Holiday Programme, go to the Kelly Club website
www.kellyclub.co.nz/edendale

Edendale Term Dates 2018

Term 3: 23 July - 28 September

Public holidays falling in school terms

Term 4: 15 October - 18 December

Monday 22 October - **Labour Day**

Term 1 2019: 31 January 2019 - 12 April 2019

Board of Trustees

Next meeting will be held in the Meeting Room
Tuesday 30 October at 5:30pm
All welcome to attend.

Friends of Edendale (PTA)

Next meeting will be held in the Meeting Room
Thursday 18 October at 7:00pm
All welcome to attend.