




MAHI TAHI





To work together, collaborate, cooperate

Student Authors

How to draw a pencil
By Reuben Tim 13




What you need :
Paper pencil






	First, draw a long vertical rectangle.
	Then, draw a triangle at the bottom of the rectangle pointing down.
	Colour in the bottom half of the triangle, so that the tip is coloured in.
	Finally draw two parallel lines inside the rectangle connecting to the top and bottom.

How to draw a cute Icecream

What you need:

- Sharp pencil
- Paper
- Colouring pencils



	First draw a big upside down triangle in the middle of the page.
	Then draw a semi-circle on top of the triangle.
	Draw two circles inside the icecream, then draw two more circles inside the other circle. After that, colour in the white gap.
	Draw a smile right underneath the eyes.
	Draw a small cherry on top of the icecream and colour it in.


By Prisha ym.13

Food Truck Inquiry

Mahi Tahhi students are completing their Taco Truck Inquiry project. We have been learning how to start a food truck business including creating a company logo, designing a unique menu and calculating and drawing plans for the inside of a food truck.

We had to design, draw and build 3D models of kitchen appliances, storage cupboards and serving counters. To be successful, we had to learn about area, perimeter and how to make 3D nets.

Please come and have a look at our amazing creations!



Important Dates

- | | |
|----------|-------------------------------------|
| 12 April | Last day of term 1 |
| 29 April | First day of term 2 |
| 3 May | R11 & R12 Botanic Gardens trip |
| 10 May | R15 & R33 Botanic Gardens trip |
| 17 May | R13, R14 & R34 Botanic Gardens trip |

Student Reflections

One thing I really enjoyed this term was...

...making new friends and working together as a team. (Bonnie)

...doing the Taco Truck because it challenged me to be creative and it is a mixture of Art, Math, Spelling and making 3D furniture which was fun. (Annabelle)

...Taco Truck because I like to make things look pretty. The Taco Truck geometry because it is so fun to make 3D nets. (Milly Malpas)

...Swimsation because it taught me how to be safe in the sea (ocean) by floating on my back and putting my hand up in the air if I am in trouble and need help. (Finlay)

... Swimsation because I learnt how to duck dive, swim/flip/swim, scull and tread water for safety. (Natalya)

...doing Art with Kus because it gave us a chance to be really creative and think out of the box. (Veronika)

...PE because I like exercising. My favourite game is Rounders because I like diving to get people out before they arrive at their bases. (Keziah)

...Swimming because you get to have fun while learning how to keep safe in the ocean if there is a rip/current. (Daisy)

...Maths because I learnt how to use a number line to add big numbers. (Tilly)



Swimsation

During weeks 9 and 10, Mahi Tahī had daily lessons from Swimsation swim school. They taught our students how to be safe in and around the water, in rivers, oceans and lakes. Our kids have loved swimming everyday and are becoming much more confident in the water.



Art with Kus

At art we coloured, sketched, cut, painted and created. When we do art we have lots of fun and work hard. We also worked together. We worked with Kus too. You have fun, if you don't concentrate on the instructions then you might not get it right. We were making water drops. First we had to get a big paper towel and paint it blue. We then got chalk and split the page into quarters and we had to make one big raindrop. We then had to draw little raindrops on the painted paper. Lastly we had to cut all the raindrops out. It was an exciting project.

By Paxton Vavetuki Room 15

